


TECHNICAL SPECIFICATIONS

Scanner Dimensions (w x h x d)	385 x 560 x 600 mm
Box Dimensions(w x h x d)	580 x 840 x 760 mm
Scanner Weight	18 kg
Box Weight	32 kg
Scanning Technology	Structured Light
Head Scanning Equivalent Resolution	8,5 Mpx
Projector	1280 x 800, 500 Lumen
Scanning Time	~ 1 sec per scan
Scanning Fields	150 mm x 110 mm x 90 mm
Scanning Object Dimensions	suggested from 5 mm to 150 mm
Resolution	0,01 mm
Accuracy	0,005 mm
Texture / Colour Data	available
Automatic TurnTable	included (2-axis movement system)
Software	ScanXpert Suite HR Version – Unlimited USB License Dongle
Export File Formats	Mesh: OBJ, STL, PLY

* Certification according to the recommendations of the German PTB according to VDI / VDE 2634 part 3

SYSTEM REQUIREMENTS


PC	Intel Core i7 CPU, 32 GB RAM, NVidia GTX / RTX graphics card
Operating System	Windows 10 / 11 – 64 bit
Connectivity	1x USB3 (900 mA), 1x HDMI




ACCESSORIES



Support with mechanical spring coupling, extremely versatile



Certified reference ring, for integrated automatic calibration system



Certified calibration master included. With its particular honeycomb structure, it prevents any type of surface distortion



Support with clip housing



Support with plasticine for adaptable positioning

All information is provided without guarantee and can be changed at any time.

FOR INDUSTRIAL SERVICE AND
REVERSE ENGINEERING

SCANXPERT 3D SCANNERS

- predefined and stable scanning field
- accuracy from 0.005 mm
- repeatability 0.002 mm



ScanXpert
HR

inclusive
ScanXpert
scanning suite

SCANXPERT

www.scanxpert.eu
info@scanxpert.eu




HIGH RESOLUTION

Thanks to the predefined and stable scanning field, the ScanXpert HR is the solution for anyone who scans objects that tend to be consistent over time in terms of type, size and properties, as occurs in the dental field.

The camera technology is consolidated and guarantees accurate and repeatable recordings.

The hardware is robust and reliable in terms of design and positioning on any work surface.

The scanning area is predefined, open and easily accessible.



SCANXPERT - SCANNING SUITE

With ScanXpert you have everything you need to start working straight away. The included software allows you to optimize your scans in many details.

The **ScanXpert scanning suite** has a variety of post-processing tools that can make your scans look better than your original. You can also cut out scan areas and rework them perfectly using various filling and anti-aliasing functions.

The ScanXpert scanning suite enables export as stl, obj, ply files.

You can also import existing STL files in order to post-process them with the powerful tools of the ScanXpert scanning suite.





Only 3 connections
for easy installation

High resolution cameras and optics to replicate every
minimum detail, with a predefined acquisition field



2-axis movement system, automatic self-calibration
for precise movements at every scan



Baydur polyurethane cover
for superior strenght and quality

ScanXpert - scanning suite

Direct Alignment
automatically assembles all the scans together

Marker Alignment
automatically aligns the scans using marking points

Resilient scan mode
enhances the sharpness of the acquisition and reduces the noise

Mesh Defeature
erases unwanted geometrical features and fix the mesh in an instant

Smoothing
smoothes the surface selectively or completely

Cut and hole filling
elimination of unwanted surfaces , individual closing of holes

Catenate Meshes
merges two or more meshes to obtain a single and complete model

Texture Export
extracts the colors in atlas map separately

Data measurements
measures the distance between two points on the mesh and the values of
surface and volume dimensions of the model

